

## Common Faults Exclusions

Common Fault	Method of Exclusion
Slow inflation	<ol style="list-style-type: none"> <li>1. Check whether air leaks from the air hose</li> <li>2. Check whether the air hose matches the inflated material and is properly connected.</li> <li>3. Check whether the inflated material is leaking.</li> <li>4. Check whether the mode is correct</li> </ol>
Turned on but cannot be inflated	Check if the current tire pressure is higher than the preset value
Air leakage occurs after connection	Tightening air hose
Tyre pressure drop	When the pump stops at 36PSI, there will be -2PSI drop space, and there is a pressure difference between the outlet and the inlet.
Overheated shell power off protection	If the machine body temperature is too high, there will be power failure protection. When the body is cooled, it can be restarted.
The display value is abnormal	Please shut down and restart the machine if there is an error under normal operation.

BPIN Private Limited

148 Jolly Maker Chamber No. II, 225 Nariman Point, Mumbai - 400 021. Maharashtra. India.

Toll Free: 1800 209 6820 | [info@blaupunktcar.in](mailto:info@blaupunktcar.in) | Shop Online at [www.blaupunktcar.in](http://www.blaupunktcar.in)
 **BLAUPUNKT**

## TYRE INFLATOR

### TIF 22 DA - 12V

Suitable for Car, Motorcycle, Bicycle  
and other Sports equipment

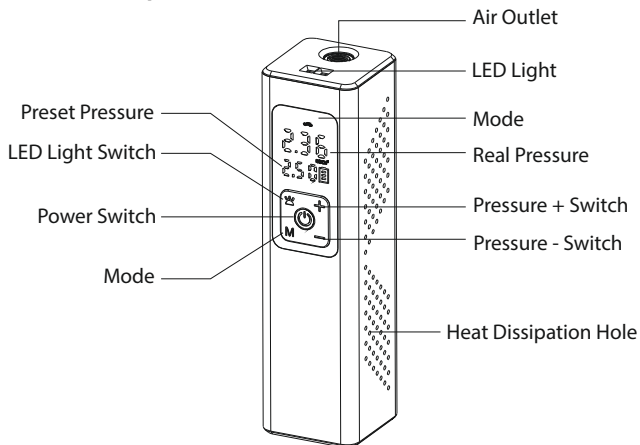
BLAUPUNKT  
100 साल  
सिंह १९१९



*Enjoy it.*



## Product Description



## Recommended Tire Pressure For Each Mode



Bicycle

30PSI



Motorcycle

32PSI



Car

36PSI



Basketball

8PSI

## HOW TO USE THE SWITCH

### Power Switch

Switch ON the ignition of the car. Plug the power cord into the cigarette lighter outlet, the screen will light up and turn ON. Now select the mode, short press the switch to start and then click again to stop (when the pressure reaches preset pressure the tyre inflator will stop working automatically). Remove the cord to turn off.

### Mode Switch

The product has 5 modes to choose: Car, Motorcycle, Bicycle, Ball and custom. Press M button to switch modes. For each mode there is a different default pressure.

## Display unit

Four units :PSI, BAR, KAP, KG/CM2, long press M button to switch between the units - the air pressure value will automatically show equivalent conversion. Common unit conversion is 1 BAR = 100KPA = 1.02KG/Cm2 = 14.5PSI

## LED Light

Connect the power cord and press one time to turn ON the light, press the same second time for FLASH mode (SOS mode), press it third time to turn it off and so on.

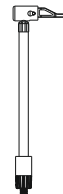
## Pressure (+ -) Switch

When the preset air pressure value does not meet the requirements, you can change the same by pressing the + or - button and adjust the preset value. Long press 10 times fast forward and adjust the required air pressure value to confirm the new set value.

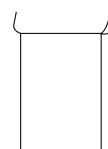
## Parts List



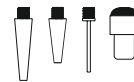
Air Compressor



Air Hose



Bag



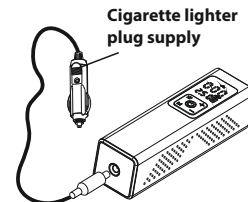
4 nozzles



3M Power Cord

## Product Parameters

- Inflator with Digital Gauge & AutoStop
- Input: DC 12V
- Rated Power: 100W
- Rated Current: 8A
- Max Pressure: 150 PSI / 10.3 BAR
- Cylinder diameter: 19mm
- Max. Duty Cycle: 8 min

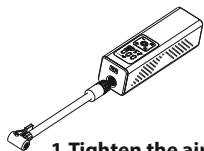




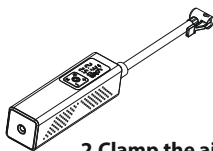
### Power supply specification

DC12V Cigarette lighter plug supply. Please use the original power cord in order to avoid any kind of damage to the product.


### Operation Diagram



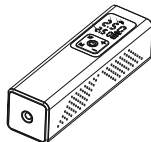
1. Tighten the air hose



2. Clamp the air nozzle



3. After selecting the mode, set the tire pressure value. Press the power switch to start pumping.



4. The machine will stop when reaching the preset value and complete the pumping.

### Product Characteristics

- This machine is only suitable for bicycle, motorcycle and Car tires as well as small inflatable toys, sporting & beach goods. **It can not be used for large and heavy vehicle tires such as trucks etc.**
- Lighting function: The white LED light can be used as outdoor lighting function.
- Air pressure detection function: Digital gauge can be used as air pressure detection.
- Ultra-high pressure output: Upto 150PSI can be applied to all types tire pressure range

### Safety Precautions

- When using for the first time please carefully check whether the machine and accessories are in good condition.
- Before inflating please confirm whether the mode and the inflator match before starting the inflating.
- Children are prohibited from using it to avoid unnecessary harm.
- Do not use in flammable or explosive environment.
- Please read the instruction manual carefully and use the original supplied accessories only.
- The product will be hot when inflating so please be careful when disassembling the air hose.
- If there is an abnormal sound or the temperature is too high during work - please shut down immediately.
- When used for car tire inflation it must be rested for 15 minutes after 10 minutes of continuous use so that the body can be used after a little cooling which can extend the life of the motor.**
- Do not tamper with product. Do not disassemble or repair it by someone other than the repair technician.
- This machine is limited to DC12V with 15A power supply within the use and the same cannot exceed..



**Note:** This machine is only powered by DC 12 V cigarette lighter, no battery can not charged by adaptor